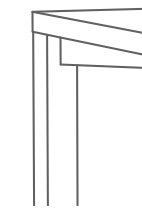


Complete Table List Pricing

	Top Size	Base Qty.	Model #	\$						
Square	36 36	1	VS3636SQ	1,753	2,003	2,261	2,631	2,800	3,311	4,853
	42 42	1	VS4242SQ	1,893	2,144	2,450	2,788	2,996	4,112	5,704
Rectangle	30 36	1	VS3036RE	1,679	1,923	2,171	2,499	2,544	2,933	4,218
	30 42	1	VS3042RE	1,797	2,058	2,323	2,613	2,721	3,091	4,337
	30 48	1	VS3048RE	1,922	2,202	2,486	2,750	2,895	3,218	4,990
	30 60	1	VS3060RE	2,057	2,356	2,660	2,877	3,104	4,215	6,258
	30 72	1	VS3072RE	2,201	2,521	2,846	3,139	3,356	5,075	9,062
	30 84	1	VS3084RE	2,355	2,698	3,046	3,409	3,642	6,701	9,807
	36 42	1	VS3642RE	1,847	2,161	2,440	2,763	2,938	3,507	5,053
	36 48	1	VS3648RE	1,976	2,312	2,610	2,902	3,151	3,652	5,579
	36 60	1	VS3660RE	2,115	2,474	2,793	3,104	3,471	4,455	6,469
	36 72	1	VS3672RE	2,263	2,647	2,989	3,362	3,741	5,371	9,297
	36 84	1	VS3684RE	2,421	2,832	3,198	3,604	4,003	7,125	9,825
	42 48	1	VS4248RE	2,083	2,486	2,741	3,025	3,470	4,910	6,194
	42 60	1	VS4260RE	2,228	2,660	2,933	3,267	3,846	5,403	6,548
	42 72	1	VS4272RE	2,384	2,846	3,138	3,528	4,116	6,603	9,352
	42 84	1	VS4284RE	2,551	3,046	3,358	3,811	4,404	8,912	9,942

Continued on next page



Options

Base Finishes		
Standard Powder Coat	use finish code	n/c
Stainless Steel	use finish code	①
Custom Powder Coat (set-up charge)	CPC	\$381
Base Options		
Standard Height	SH	n/c
Counter Height	CH	pages 140-141
Bar Height	BH	pages 140-141
Alternative Height	AH	①
Locking Casters 3" Mag Wheel (qty 4)	MWC3	\$175
Top Materials and Finishes		
Any non-standard WCI Laminates (set-up charge)	use manufacturers finish code	\$150
Premium Laminates	PL	①
Custom Wood Veneer	CWV	①
Special Pattern Veneer	SPV	①
Stain to Match (set-up charge)	STM	\$433

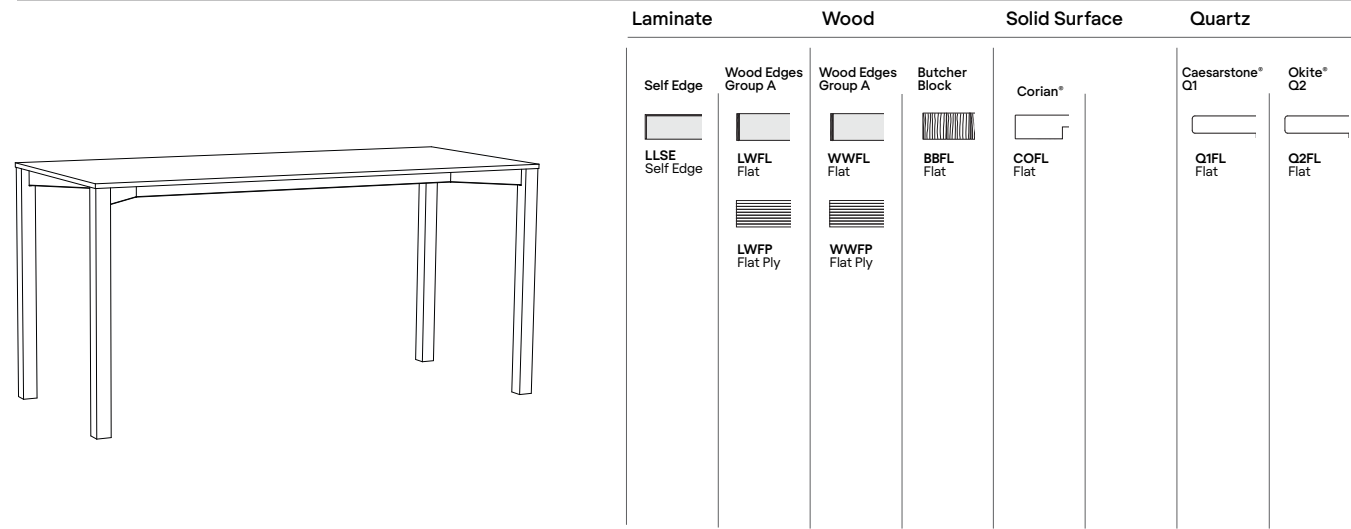
How to Order

Table Model Number

VS Base Series	3684 Top Size	RE Top Shape	LWFL Top Material Edge Profile	LDW Top Finish	WMW Edge Finish	MBM Base Finish
--------------------------	-------------------------	------------------------	---	--------------------------	---------------------------	---------------------------

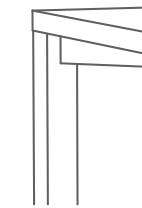
A VS3684RELWFLLDWWMWMBM is a Vista series 36" x 84" rectangle table with a black powder coat base and a laminate 1.25" thick top with a 1.25" flat wood edge profile.

The codes: LDW WMW specify a designer white laminate top, with a medium walnut edge.



Complete Table List Pricing

	Top Size		Base Qty.	Model #	\$						
Square	36	36	1	VS3636SQ	2,080	2,340	2,620	2,928	3,021	3,571	5,201
	42	42	1	VS4242SQ	2,128	2,483	2,766	3,249	3,346	4,424	6,107
Rectangle	30	36	1	VS3036RE	1,946	2,234	2,455	2,787	2,889	3,172	4,531
	30	42	1	VS3042RE	2,063	2,368	2,603	2,889	2,946	3,346	4,662
	30	48	1	VS3048RE	2,187	2,510	2,759	3,023	3,136	3,487	5,360
	30	60	1	VS3060RE	2,318	2,661	2,924	3,132	3,371	4,554	6,780
	30	72	1	VS3072RE	2,457	2,820	3,100	3,422	3,651	5,477	9,488
	30	84	1	VS3084RE	2,604	2,989	3,286	3,833	3,967	7,209	10,178
	36	42	1	VS3642RE	2,093	2,516	2,698	2,990	3,174	3,786	5,419
	36	48	1	VS3648RE	2,219	2,667	2,860	3,168	3,405	3,946	5,983
	36	60	1	VS3660RE	2,352	2,827	3,031	3,370	3,757	4,808	6,937
	36	72	1	VS3672RE	2,493	2,996	3,213	3,658	4,055	5,790	9,790
	36	84	1	VS3684RE	2,642	3,176	3,406	4,126	4,339	7,657	10,208
	42	48	1	VS4248RE	2,329	2,827	3,025	3,369	3,738	5,274	6,632
	42	60	1	VS4260RE	2,469	2,996	3,207	3,642	4,149	5,809	6,804
	42	72	1	VS4272RE	2,617	3,176	3,399	3,968	4,439	7,091	9,866
	42	84	1	VS4284RE	2,774	3,367	3,603	4,282	4,750	9,546	10,387



Options

Base Finishes		
Standard Powder Coat	use finish code	n/c
Stainless Steel	use finish code	①
Custom Powder Coat (set-up charge)	CPC	\$381
Base Options		
Counter Height	CH	n/c
Bar Height	BH	n/c
Alternative Height	AH	①
Locking Casters 3" Mag Wheel (qty 4)	MWC3	\$175
Top Materials and Finishes		
Any non-standard WCI Laminates (set-up charge)	use manufacturers finish code	\$150
Premium Laminates	PL	①
Custom Wood Veneer	CWV	①
Special Pattern Veneer	SPV	①
Stain to Match (set-up charge)	STM	\$433

How to Order

Table Model Number						Options	
VS	3684	RE	LWFL	LDW	WMW	MBM	BH
Base Series	Top Size	Top Shape	Top Material Edge Profile	Top Finish	Edge Finish	Base Finish	Base Height
A VS3684RELWFLLDWWMWMBM-BH is a Vista series 36" x 84" rectangle table with a black powder coat base and a laminate 1.25" thick top with a 1.25" flat wood edge profile.					The codes: LDW WMW specify a designer white laminate top, with a medium walnut edge.		The code: BH specifies bar height base.