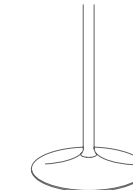


Laminate			Wood				
Self Edge	Vinyl Edges	PVC Edges	Wood Edges Group A	Wood Edges Group B	Wood Edges Group A	Wood Edges Group B	Butcher Block
LLSE Self Edge	LVFL Flat	LPVC PVC	LWFL Flat	LWSQ Square	WWFL Flat	WWSQ Square	BBFL Flat
	LVBP Bumper		LWTP Tapered Ply	LWBN Bullnose	WWTP Tapered Ply	WWBN Bullnose	BBBN Bullnose
			LWFP Flat Ply	LWPR Prism	WWFP Flat Ply	WWPR Prism	

Ultrafoam Solid Surface		Quartz			
Ultrafoam	Acrylic	Corian*	3form* Chroma*	Caesarstone* Q1	Okite* Q2
ULFP PVC	AAOP Opaque	COFL Flat	3FFL Flat	Q1FL Flat	Q2FL Flat
ULFR Raw	AATL Translucent	COBN Bullnose	3FBN Bullnose	Q1BN Bullnose	Q2BN Bullnose
		COPR Prism	3FPR Prism		



Options

Base Finishes		
Standard Powder Coat	use finish code	n/c
Polished or Satin Chrome (per base)	use finish code	\$204
Premium Plated (per base)	use finish code	Ⓛ
Stainless Steel (per base)	use finish code	Ⓛ
Custom Powder Coat (set-up charge)	CPC	\$381
Base Options		
Counter Height	CH	Ⓛ
Bar Height	BH	Ⓛ
Alternate Height Base (per column)	AH	\$69
Super Level Glides (per base)	GSL	\$36
Custom Top Plate Size	CTPS	Ⓛ
Base sizes may vary with quartz tops		
Top Materials and Finishes		
Any non-standard WCI Laminates (set-up charge)	use manufacturers finish code	\$150
Premium Laminates	PL	Ⓛ
Custom Wood Veneer	CWV	Ⓛ
Special Pattern Veneer	SPV	Ⓛ
Stain to Match (set-up charge)	STM	\$433
Top Options		
Custom Size	CS	Ⓛ
Custom Shape	CSH	Ⓛ
Custom Edge Thickness	CET	Ⓛ
Custom Radius Corner	CRC	Ⓛ
3" Radius Corner (per corner)	CRL3	\$36
(laminate self edge, ultrafoam, Corian*, 3form* Chroma*, quartz)		
3" Wood Radius Corner (per corner)	CRW3	\$86
(not available in LWFL and WWFL)		
Grommets		
2" Round Metal Grommet - Matte Black	GMBM	\$145
2" Round Metal Grommet - Satin Chrome	GMSC	\$145
2" Round Metal Grommet - Polished Chrome	GMPC	\$145
2" Round Plastic Grommet - Matte Black	GPMBM	\$46
Grommet location	use location code	n/c

Complete Table List Pricing

	Top Size	Base Qty.	Base Style	Model #	\$							
Round	24	1	18L	TL24RD	886	886	942	1,120	1,310	1,131	1,391	1,296
	30	1	18M	TL30RD	1,016	1,016	1,085	1,309	1,512	1,309	1,610	1,635
	36	1	18H	TL36RD	1,185	1,185	1,266	1,530	1,765	1,559	1,883	2,059
	42	1	24M	TL42RD	1,342	1,342	1,433	1,704	1,994	1,809	2,135	2,693
	48	1	24H	TL48RD	1,588	1,588	1,690	1,990	2,323	2,115	2,490	3,132
	54	1	24XH	TL54RD	1,752	1,752	1,870	2,272	2,959	2,427	3,199	-
Oval	36	72	2	18H	TL3672OV	2,331	2,331	2,388	2,622	2,872	2,816	3,059
	42	54	2	18H	TL4254OV	2,305	2,305	2,336	2,566	2,933	2,735	3,001
	42	78	2	24M	TL4278OV	2,721	2,721	2,768	2,985	3,232	3,145	3,422
	42	84	2	24M	TL4284OV	2,784	2,784	2,845	3,041	3,323	3,205	3,524
	48	78	2	24H	TL4878OV	3,083	3,083	3,148	3,337	3,617	3,509	3,823
	48	96	2	24H	TL4896OV	3,281	3,281	3,344	3,504	3,809	3,911	4,267
Racetrack	30	60	2	18M	TL3060RA	1,985	1,985	2,050	2,401	2,714	2,515	2,903
	30	72	2	18M	TL3072RA	2,062	2,062	2,143	2,484	2,871	2,611	3,019
	30	84	2	18M	TL3084RA	2,321	2,321	2,393	2,594	3,139	2,735	3,360
	30	96	2	18M	TL3096RA	2,399	2,399	2,479	2,699	3,380	2,845	3,589
	36	60	2	18H	TL3660RA	2,217	2,217	2,294	2,622	2,966	2,747	3,147
	36	72	2	18H	TL3672RA	2,308	2,308	2,396	2,770	3,156	2,913	3,348
	36	84	2	18H	TL3684RA	2,574	2,574	2,663	2,883	3,410	3,045	3,662
	36	96	2	18H	TL3696RA	2,664	2,664	2,768	3,003	3,665	3,177	3,864
	42	72	2	24M	TL4272RA	2,490	2,490	2,573	2,927	3,371	3,006	3,690
	42	84	2	24M	TL4284RA	2,775	2,775	2,850	3,038	3,657	3,202	4,016
	42	96	2	24M	TL4296RA	2,883	2,883	2,960	3,177	3,880	3,360	4,326

Continued on next page

How to Order

Table Model Number						Options	
TL	36	RD	WWSQ	WMW	N/A	MBM	GSL
Base Series	Top Size	Top Shape	Top Material Edge Profile	Top Finish	Edge Finish	Base Finish	Super Level Glides

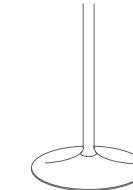
A TL36RDWWSQWMWMBM is a Tulip series 36" round table with a black powder coat, round base and a wood veneer 1.25" thick top with a 1.25" square wood edge profile.

Edge finish applies when edge material is different from top material.

The code: GSL specifies super level glides.

Laminate			Wood				
Self Edge	Vinyl Edges	PVC Edges	Wood Edges Group A	Wood Edges Group B	Wood Edges Group A	Wood Edges Group B	Butcher Block
LLSE Self Edge	LVFL Flat	LPVC PVC	LWFL Flat	LWSQ Square	WWFL Flat	WWSQ Square	BBFL Flat
	LVBP Bumper		LWTP Tapered Ply	LWBN Bullnose	WWTP Tapered Ply	WWBN Bullnose	BBBN Bullnose
			LWFP Flat Ply	LWPR Prism	WWFP Flat Ply	WWPR Prism	

Ultrafoam Solid Surface		Quartz			
Ultrafoam	Acrylic	Corian*	3form® Chroma®	Caesarstone® Q1	Okite® Q2
ULFP PVC	AAOP Opaque	COFL Flat	3FFL Flat	Q1FL Flat	Q2FL Flat
ULFR Raw	AATL Translucent	COBN Bullnose	3FBN Bullnose	Q1BN Bullnose	Q2BN Bullnose
		COPR Prism	3FPR Prism		



Complete Table List Pricing

	Top Size	Base Qty.	Base Style	Model #	\$							
Racetrack	48 96	2	24H	TL4896RA	3,259	3,259	3,348	3,663	4,394	4,077	4,649	-
	48 120	2	24H	TL48120RA	3,497	3,497	3,611	3,936	4,776	4,420	5,157	-
Square	24 24	1	18L	TL2424SQ	887	887	949	1,120	1,310	1,131	1,391	1,375
	30 30	1	18M	TL3030SQ	1,016	1,016	1,092	1,309	1,512	1,309	1,610	1,739
	36 36	1	18H	TL3636SQ	1,185	1,185	1,261	1,518	1,765	1,559	1,883	2,191
	42 42	1	24H	TL4242SQ	1,458	1,458	1,544	1,834	2,124	1,939	2,265	3,030
	48 48	1	24XH	TL4848SQ	1,629	1,629	1,729	2,029	2,362	2,154	2,529	3,414
Rectangle	24 30	1	18M	TL2430RE	981	981	1,034	1,251	1,460	1,341	1,550	1,568
	24 36	1	18H	TL2436RE	1,092	1,092	1,151	1,400	1,603	1,474	1,703	1,798
	24 42	1	24M	TL2442RE	1,173	1,173	1,224	1,490	1,715	1,569	1,821	2,059
	24 48	1	24H	TL2448RE	1,343	1,343	1,406	1,701	1,951	1,791	2,069	2,251
	24 60	2	18L	TL2460RE	1,771	1,771	1,839	2,155	2,439	2,254	2,574	2,891
	24 72	2	18L	TL2472RE	1,836	1,836	1,915	2,264	2,589	2,379	2,745	3,172
	24 84	2	18L	TL2484RE	2,080	2,080	2,153	2,356	2,905	2,483	3,101	3,378
	24 96	2	18L	TL2496RE	2,145	2,145	2,226	2,448	3,041	2,585	3,253	3,584
	30 36	1	18H	TL3036RE	1,143	1,143	1,193	1,460	1,682	1,541	1,790	1,990
	30 42	1	24M	TL3042RE	1,227	1,227	1,285	1,610	1,860	1,703	1,984	2,309
	30 48	1	24H	TL3048RE	1,398	1,398	1,461	1,791	2,062	1,893	2,196	2,506
	30 60	2	18M	TL3060RE	1,971	1,971	2,043	2,399	2,709	2,515	2,862	3,324
	30 72	2	18M	TL3072RE	2,048	2,048	2,135	2,484	2,836	2,612	3,004	3,666
	30 84	2	18M	TL3084RE	2,309	2,309	2,383	2,591	3,139	2,730	3,345	3,872
	30 96	2	18M	TL3096RE	2,388	2,388	2,469	2,697	3,333	2,850	3,564	4,078

Continued on next page

How to Order

Table Model Number						Options		
TL	4896	RA	WWSQ	WMW	N/A	MBM	GMBM	C
Base Series	Top Size	Top Shape	Top Material	Top Finish	Edge Finish	Base Finish	Matte Black Grommet	Location "C"
A TL4896RAWWSQWMWMBM is a Tulip series 48" x 96" racetrack table with two black powder coat, round bases and a wood veneer 1.25" thick top with a 1.25" square wood edge profile.					Edge finish applies when edge material is different from top material.		The code: GMBM specifies a matte black 2" diameter metal grommet.	
							The code: C specifies the location of the grommet.	

\$					
-	-	-	-	-	-
923	1,573	1,381	2,101	2,137	3,439
1,053	2,153	1,725	3,272	3,285	4,861
1,234	2,753	2,181	4,366	3,975	5,860
1,521	3,660	2,769	5,803	-	-
1,703	4,663	3,292	7,310	-	-
1,007	1,874	1,573	2,817	2,123	3,813
1,125	2,272	1,779	3,264	2,484	4,362
1,210	2,457	1,948	3,684	2,746	4,611
1,384	2,795	2,205	4,189	-	-
1,824	-	2,840	5,348	-	-
1,901	-	3,108	6,095	-	-
2,116	-	-	-	-	-
2,192	-	-	-	-	-
1,180	2,519	1,962	3,832	2,960	4,986
1,271	2,836	2,161	4,369	3,133	5,111
1,449	3,246	2,462	4,980	-	-
2,036	4,323	3,266	6,402	-	-
2,124	5,158	3,588	7,382	-	-
2,355	-	-	-	-	-
2,447	-	-	-	-	-

Options

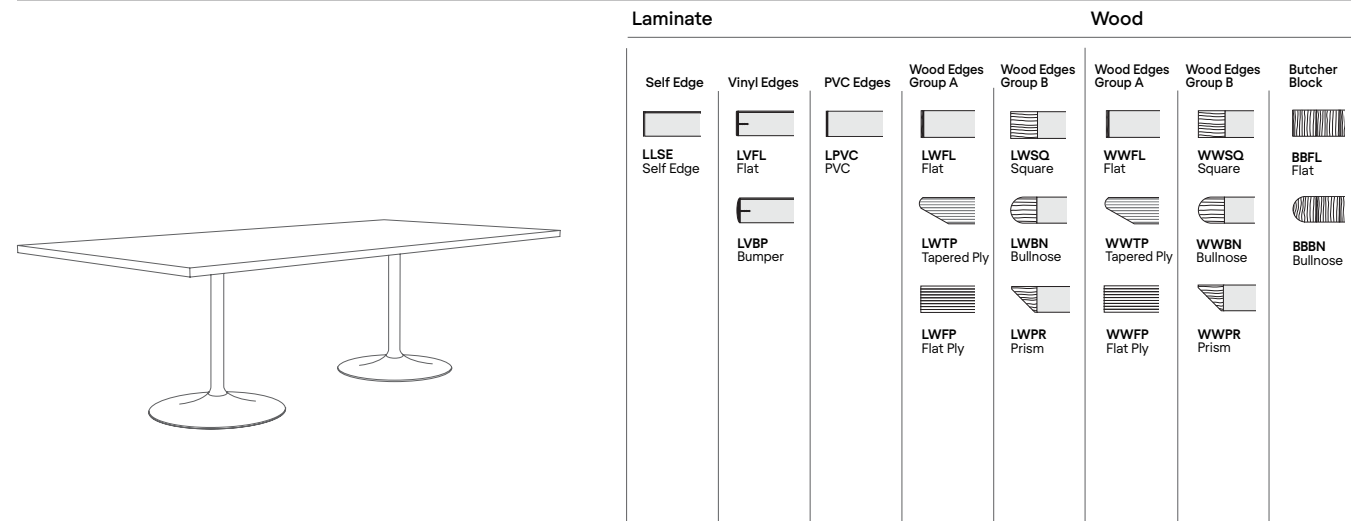
Base Finishes		
Standard Powder Coat	use finish code	n/c
Polished or Satin Chrome (per base)	use finish code	\$204
Premium Plated (per base)	use finish code	⓪
Stainless Steel (per base)	use finish code	⓪
Custom Powder Coat (set-up charge)	CPC	\$381

Base Options		
Counter Height	CH	⓪
Bar Height	BH	⓪
Alternate Height Base (per column)	AH	\$69
Super Level Glides (per base)	GSL	\$36
Custom Top Plate Size	CTPS	⓪

Top Materials and Finishes		
Any non-standard WCI Laminates (set-up charge)	use manufacturers finish code	\$150
Premium Laminates	PL	⓪
Custom Wood Veneer	CWV	⓪
Special Pattern Veneer	SPV	⓪
Stain to Match (set-up charge)	STM	\$433

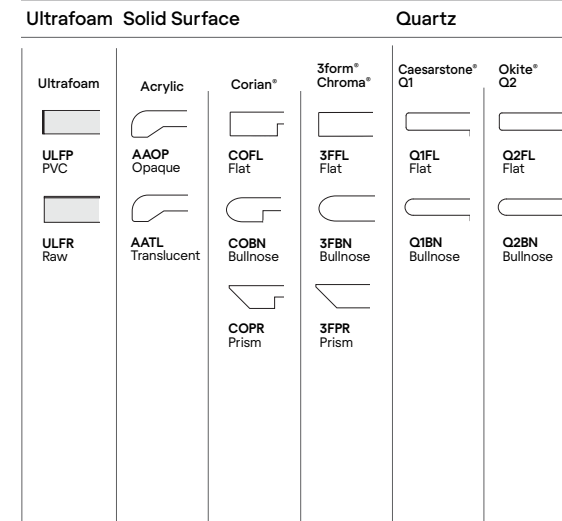
Top Options		
Custom Size	CS	⓪
Custom Shape	CSH	⓪
Custom Edge Thickness	CET	⓪
Custom Radius Corner	CRC	⓪
3" Radius Corner (per corner)	CRL3	\$36
(laminate self edge, ultrafoam, Corian®, 3form® Chroma®, quartz)		
3" Wood Radius Corner (per corner)	CRW3	\$86
(not available in LWFL and WWFL)		

Grommets		
2" Round Metal Grommet - Matte Black	GMBM	\$145
2" Round Metal Grommet - Satin Chrome	GMSC	\$145
2" Round Metal Grommet - Polished Chrome	GMPC	\$145
2" Round Plastic Grommet - Matte Black	GPMBM	\$46
Grommet location	use location code	n/c

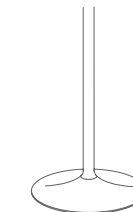


Complete Table List Pricing

	Top Size	Base Qty.	Base Style	Model #	\$								
Rectangle	36	42	1	24M	TL3642RE	1,280	1,280	1,346	1,673	1,948	1,777	2,082	2,549
	36	48	1	24H	TL3648RE	1,456	1,456	1,525	1,863	2,157	1,972	2,300	2,753
	36	60	2	18H	TL3660RE	2,204	2,204	2,285	2,622	2,955	2,747	3,121	3,783
	36	72	2	18H	TL3672RE	2,296	2,296	2,383	2,766	3,142	2,907	3,332	4,178
	36	84	2	18H	TL3684RE	2,571	2,571	2,650	2,883	3,406	3,040	3,628	4,571
	36	96	2	18H	TL3696RE	2,664	2,664	2,757	3,001	3,602	3,173	3,848	4,959
	42	72	2	24M	TL4272RE	2,479	2,479	2,552	2,927	3,371	3,006	3,475	-
	42	84	2	24M	TL4284RE	2,766	2,766	2,845	3,054	3,626	3,320	3,977	-
	42	96	2	24M	TL4296RE	2,872	2,872	2,958	3,191	3,880	3,479	4,026	-
	48	96	2	24H	TL4896RE	3,256	3,256	3,341	3,659	4,394	4,077	4,625	-
48	120	2	24H	TL48120RE	3,495	3,495	3,604	3,931	4,649	4,420	4,968	-	



\$					
1,333	-	2,588	5,039	-	-
1,518	3,699	3,086	5,738	-	-
2,277	5,316	3,752	7,549	-	-
2,384	5,970	4,120	8,657	-	-
2,631	7,336	-	-	-	-
2,740	7,713	-	-	-	-
2,576	-	-	-	-	-
2,837	-	-	-	-	-
2,962	-	-	-	-	-
3,358	-	-	-	-	-
-	-	-	-	-	-



Options

Base Finishes		
Standard Powder Coat	use finish code	n/c
Polished or Satin Chrome (per base)	use finish code	\$204
Premium Plated (per base)	use finish code	Ⓛ
Stainless Steel (per base)	use finish code	Ⓛ
Custom Powder Coat (set-up charge)	CPC	\$381

Base Options		
Counter Height	CH	Ⓛ
Bar Height	BH	Ⓛ
Alternate Height Base (per column)	AH	\$69
Super Level Glides (per base)	GSL	\$36
Custom Top Plate Size	CTPS	Ⓛ
Base sizes may vary with quartz tops		

Top Materials and Finishes		
Any non-standard WCI Laminates (set-up charge)	use manufacturers finish code	\$150
Premium Laminates	PL	Ⓛ
Custom Wood Veneer	CWV	Ⓛ
Special Pattern Veneer	SPV	Ⓛ
Stain to Match (set-up charge)	STM	\$433

Top Options		
Custom Size	CS	Ⓛ
Custom Shape	CSH	Ⓛ
Custom Edge Thickness	CET	Ⓛ
Custom Radius Corner	CRC	Ⓛ
3" Radius Corner (per corner)	CRL3	\$36
(laminates self edge, ultrafoam, Corian®, 3form® Chroma®, quartz)		
3" Wood Radius Corner (per corner)	CRW3	\$86
(not available in LWFL and WWFL)		

Grommets		
2" Round Metal Grommet - Matte Black	GMBM	\$145
2" Round Metal Grommet - Satin Chrome	GMSC	\$145
2" Round Metal Grommet - Polished Chrome	GMPC	\$145
2" Round Plastic Grommet - Matte Black	GPMBM	\$46
Grommet location	use location code	n/c

How to Order

Table Model Number						Options		
TL	4272	RE	WWSQ	WMW	N/A	MBM	GMBM	G
Base Series	Top Size	Top Shape	Top Material Edge Profile	Top Finish	Edge Finish	Base Finish	Matte Black Grommet	Location "G"
A TL4272REWWSQWMWMBM is a Tulip series 42" x 72" rectangle table with two black powder coat, round bases and a wood veneer 1.25" thick top with a 1.25" square wood edge profile.					Edge finish applies when edge material is different from top material.		The code: GMBM specifies a matte black 2" diameter metal grommet.	
							The code: G specifies the location of the grommet.	