

Complete Table List Pricing

	Top Size	Base Qty.	Base Style	Model #	\$								
Round	24	1	X	SLX24RD	628	628	684	862	1,052	873	1,133	1,038	
	30	1	X	SLX30RD	764	764	833	1,057	1,260	1,057	1,358	1,383	
	36	1	X	SLX36RD	924	924	1,005	1,269	1,504	1,298	1,622	1,798	
	42	1	X	SLX42RD	1,037	1,037	1,128	1,399	1,689	1,504	1,830	2,388	
	48	1	X	SLX48RD	1,259	1,259	1,361	1,661	1,994	1,786	2,161	2,803	
	54	1	X	SLX54RD	1,384	1,384	1,502	1,904	2,591	2,059	2,831	-	
	60	1	X	SLX60RD	1,582	1,582	1,709	2,038	2,683	2,442	2,937	-	
Oval	36	72	2	T	SLT3672OV	1,393	1,393	1,450	1,684	1,934	1,878	2,121	-
	42	54	2	T	SLT4254OV	1,367	1,367	1,398	1,628	1,995	1,797	2,063	-
	42	78	2	T	SLT4278OV	1,695	1,695	1,742	1,959	2,206	2,119	2,396	-
	42	84	2	T	SLT4284OV	1,758	1,758	1,819	2,015	2,297	2,179	2,498	-
	48	78	2	TT	SLTT4878OV	1,949	1,949	2,014	2,203	2,483	2,375	2,689	-
Racetrack	30	60	2	T	SLT3060RA	1,117	1,117	1,182	1,533	1,846	1,647	2,035	-
	30	72	2	T	SLT3072RA	1,194	1,194	1,275	1,616	2,003	1,743	2,151	-
	30	84	2	T	SLT3084RA	1,453	1,453	1,525	1,726	2,271	1,867	2,492	-
	30	96	2	T	SLT3096RA	1,531	1,531	1,611	1,831	2,512	1,977	2,721	-
	36	60	2	T	SLT3660RA	1,279	1,279	1,356	1,684	2,028	1,809	2,209	-
	36	72	2	T	SLT3672RA	1,370	1,370	1,458	1,832	2,218	1,975	2,410	-
	36	84	2	T	SLT3684RA	1,636	1,636	1,725	1,945	2,472	2,107	2,724	-
	36	96	2	TT	SLTT3696RA	1,878	1,878	1,982	2,217	2,879	2,391	3,078	-
	42	72	2	TT	SLTT4272RA	1,616	1,616	1,699	2,053	2,497	2,132	2,816	-
	42	84	2	TT	SLTT4284RA	1,901	1,901	1,976	2,164	2,783	2,328	3,142	-
	42	96	2	TT	SLTT4296RA	2,009	2,009	2,086	2,303	3,006	2,486	3,452	-

Continued on next page

How to Order

Table Model Number						Options	
SLX	36	RD	WWSQ	WMW	N/A	MBM	AH
Base Series	Top Size	Top Shape	Top Material Edge Profile	Top Finish	Edge Finish	Base Finish	Alternate Height Base

A SLX36RDWWSQWMWMBM is a Slimline series 36" round table with a black powder coat X-base and a wood veneer 1.25" thick top with a 1.25" square wood edge profile.

Edge finish applies when edge material is different from top material.

The code: AH specifies alternate height base.

\$			
650	1,313	1,218	1,880
801	1,897	1,592	3,071
973	2,485	2,052	4,163
1,097	3,215	2,492	5,440
1,333	4,283	3,097	7,012
1,479	5,522	3,641	-
1,643	6,887	4,260	-

Options

Base Finishes		
Standard Powder Coat	use finish code	n/c
Polished or Satin Chrome (per X base)	use finish code	\$120
Polished or Satin Chrome (T base, per column)	use finish code	\$60
Premium Plated (per base)	use finish code	Ⓢ
Custom Powder Coat (set-up charge)	CPC	\$381

Base Options		
Counter Height	CH	Ⓢ
Bar Height	BH	Ⓢ
Alternate Height Base (per column)	AH	\$69
Super Level Glides (per base)	GSL	\$36
Locking Casters 2" Twin Wheel (qty. 4)	TWC2	\$59
Tilt-top - (standard cable release)	TMX/TMT	\$284 X-base/ \$439 T-base
Folding	FM	\$284 T-base

Top Materials and Finishes		
Any non-standard WCI Laminates (set-up charge)	use manufacturers finish code	\$150
Premium Laminates	PL	Ⓢ
Custom Wood Veneer	CWV	Ⓢ
Special Pattern Veneer	SPV	Ⓢ
Stain to Match (set-up charge)	STM	\$433

Top Options		
Custom Size	CS	Ⓢ
Custom Shape	CSH	Ⓢ
Custom Edge Thickness	CET	Ⓢ
Custom Radius Corner	CRC	Ⓢ
3" Radius Corner (per corner)	CRL3	\$36
(laminates self edge, ultrafoam, Corian*, 3form* Chroma*)		
3" Wood Radius Corner (per corner)	CRW3	\$86
(not available in LWFL and WWFL)		
Ganging Clips (1 set includes 2 male and 2 female clips)	GC	\$155

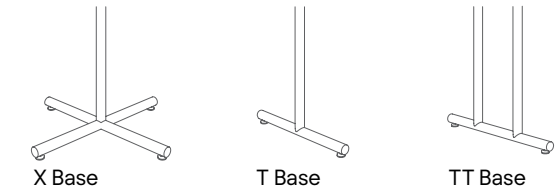
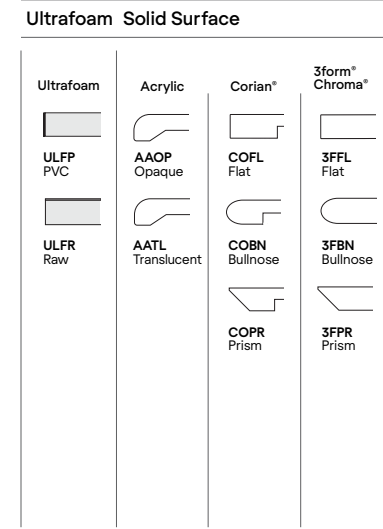
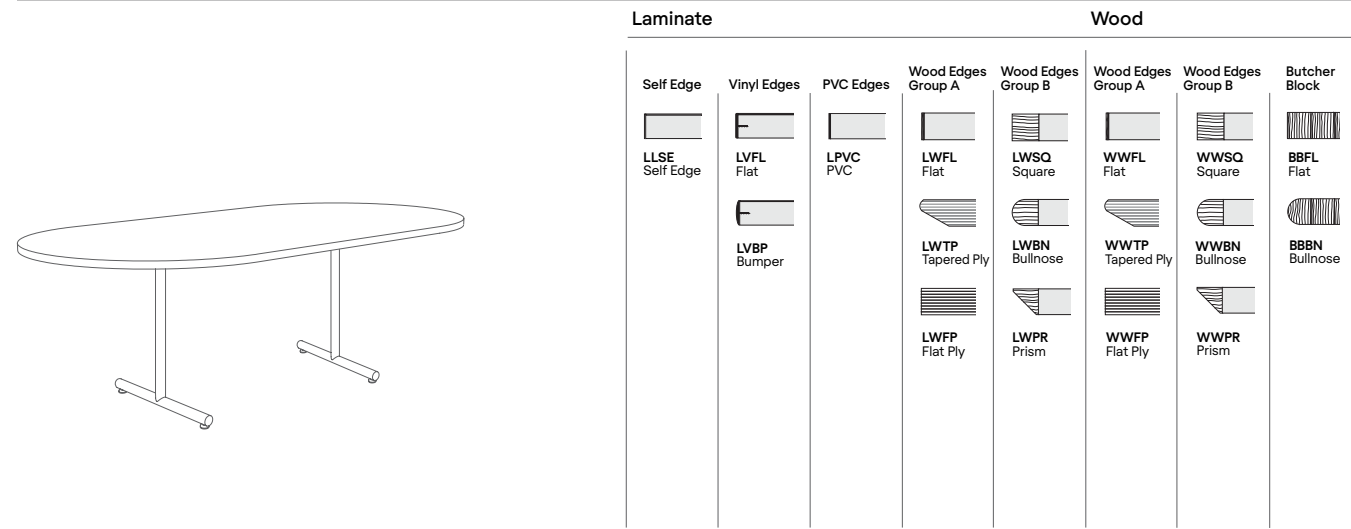
Grommets		
2" Round Metal Grommet - Matte Black	GMBM	\$145
2" Round Metal Grommet - Satin Chrome	GMSC	\$145
2" Round Metal Grommet - Polished Chrome	GMPC	\$145
2" Round Plastic Grommet - Matte Black	GPMBM	\$46
Grommet location	use location code	n/c

Modesty Panels		
Fixed Modesty Panel Laminate (48,60,72)	MODLFX	\$260
Fixed Modesty Panel Veneer (48,60,72)	MODVFX	\$405
Folding Modesty Panel Laminate (48,60,72)	MODLFL	\$347
Folding Modesty Veneer (48,60,72)	MODVFL	\$491

Wire Management		
J-Trough (horizontal mount) - Matte Black	WMJ	\$122
Legway Wire Manager (vertical mount) - Matte Black	WML	\$59

Data and Power		
Recessed Power and Data Module Two	DPBS2	\$416
Recessed Power and Data Module Four	DPBS4	\$722
Retractable Power and Data Module Two	DPAS2	\$636
Retractable Power and Data Module Three	DPAS3	\$722
Under Top Mounted Power and Data Module Two	DPUS2	\$376

Other		
Table Truck for Folding Tables	TTRK	\$1588



Complete Table List Pricing

	Top Size	Base Qty.	Base Style	Model #	\$							
Racetrack	48 96	2	TT	SLTT4896RA	2,213	2,213	2,302	2,617	3,348	3,031	3,603	-
	48 120	2	TT	SLTT48120RA	2,451	2,451	2,565	2,890	3,730	3,374	4,111	-
RD Square	24 24	1	X	SLX2424RS	629	629	691	862	1,052	873	1,133	-
	30 30	1	X	SLX3030RS	764	764	840	1,057	1,260	1,057	1,358	-
	36 36	1	X	SLX3636RS	924	924	1,000	1,257	1,504	1,298	1,622	-
	42 42	1	X	SLX4242RS	1,129	1,129	1,215	1,505	1,795	1,610	1,936	-
	48 48	1	X	SLX4848RS	1,261	1,261	1,361	1,661	1,994	1,786	2,161	-
Square	24 24	1	X	SLX2424SQ	629	629	691	862	1,052	873	1,133	1,117
	30 30	1	X	SLX3030SQ	764	764	840	1,057	1,260	1,057	1,358	1,487
	36 36	1	X	SLX3636SQ	924	924	1,000	1,257	1,504	1,298	1,622	1,930
	42 42	1	X	SLX4242SQ	1,129	1,129	1,215	1,505	1,795	1,610	1,936	2,701
	48 48	1	X	SLX4848SQ	1,261	1,261	1,361	1,661	1,994	1,786	2,161	3,046
Rectangle	18 48	2	T	SLT1848RE	860	860	917	1,049	1,329	1,123	1,361	1,456
	18 60	2	T	SLT1860RE	915	915	983	1,139	1,456	1,211	1,521	1,532
	18 72	2	T	SLT1872RE	968	968	1,042	1,234	1,583	1,310	1,680	1,660
	18 84	2	T	SLT1884RE	1,139	1,139	1,197	1,396	1,742	1,502	1,889	1,838
	18 96	2	T	SLT1896RE	1,234	1,234	1,286	1,461	1,869	1,572	2,006	1,965

Continued on next page

How to Order

Table Model Number							Options
SLTT Base Series	4896 Top Size	RA Top Shape	WWSQ Top Material Edge Profile	WMW Top Finish	N/A Edge Finish	MBM Base Finish	TWC2 Casters

A SLTT4896RAWWSQWMWMBM is a Slimline series 48"x 96" racetrack table with two black powder coat TT-bases and a wood veneer 1.25" thick top with a 1.25" square wood edge profile.

Edge finish applies when edge material is different from top material.

The code: TWC2 specifies 2" twin wheel locking casters.

\$			
-	-	-	-
-	-	-	-
665	1,315	1,123	1,843
801	1,901	1,473	3,020
973	2,492	1,920	4,105
1,192	3,331	2,440	5,474
1,335	4,295	2,924	6,942
892	-	-	-
959	-	-	-
1,019	-	-	-
1,218	-	-	-
1,280	-	-	-

Options

Base Finishes		
Standard Powder Coat	use finish code	n/c
Polished or Satin Chrome (per X base)	use finish code	\$120
Polished or Satin Chrome (T base, per column)	use finish code	\$60
Premium Plated (per base)	use finish code	①
Custom Powder Coat (set-up charge)	CPC	\$381

Base Options		
Counter Height	CH	①
Bar Height	BH	①
Alternate Height Base (per column)	AH	\$69
Super Level Glides (per base)	GSL	\$36
Locking Casters 2" Twin Wheel (qty. 4)	TWC2	\$59
Tilt-top - (standard cable release)	TMX/TMT	\$284 X-base/ \$439 T-base
Folding	FM	\$284 T-base

Top Materials and Finishes		
Any non-standard WCI Laminates (set-up charge)	use manufacturers finish code	\$150
Premium Laminates	PL	①
Custom Wood Veneer	CWV	①
Special Pattern Veneer	SPV	①
Stain to Match (set-up charge)	STM	\$433

Top Options		
Custom Size	CS	①
Custom Shape	CSH	①
Custom Edge Thickness	CET	①
Custom Radius Corner	CRC	①
3" Radius Corner (per corner)	CRL3	\$36
(laminates self edge, ultrafoam, Corian*, 3form* Chroma*)		
3" Wood Radius Corner (per corner)	CRW3	\$86
(not available in LWFL and WWFL)		
Ganging Clips (1 set includes 2 male and 2 female clips) GC		\$155

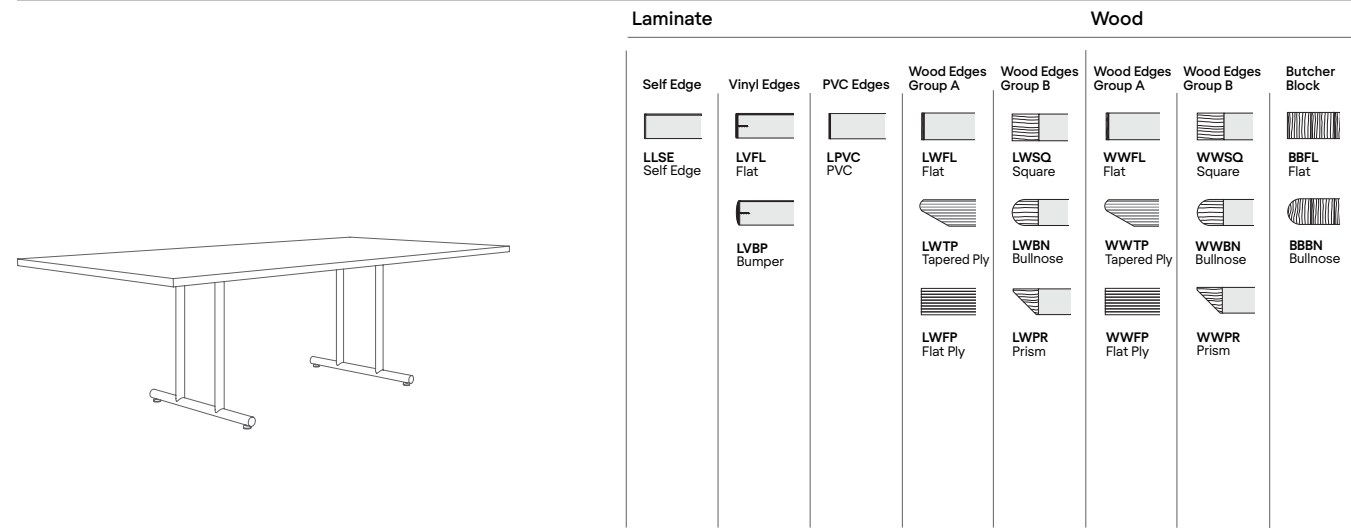
Grommets		
2" Round Metal Grommet - Matte Black	GMBM	\$145
2" Round Metal Grommet - Satin Chrome	GMSC	\$145
2" Round Metal Grommet - Polished Chrome	GMPC	\$145
2" Round Plastic Grommet - Matte Black	GPMBM	\$46
Grommet location	use location code	n/c

Modesty Panels		
Fixed Modesty Panel Laminate (48,60,72)	MODLFX	\$260
Fixed Modesty Panel Veneer (48,60,72)	MODVFX	\$405
Folding Modesty Panel Laminate (48,60,72)	MODLFL	\$347
Folding Modesty Veneer (48,60,72)	MODVFL	\$491

Wire Management		
J-Trough (horizontal mount) - Matte Black	WMJ	\$122
Legway Wire Manager (vertical mount) - Matte Black	WML	\$59

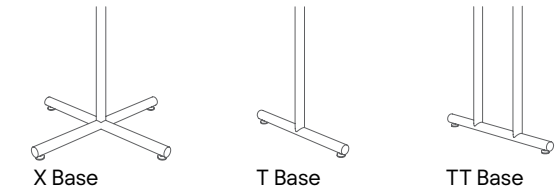
Data and Power		
Recessed Power and Data Module Two	DPBS2	\$416
Recessed Power and Data Module Four	DPBS4	\$722
Retractable Power and Data Module Two	DPAS2	\$636
Retractable Power and Data Module Three	DPAS3	\$722
Under Top Mounted Power and Data Module Two	DPUS2	\$376

Other		
Table Truck for Folding Tables	TTRK	\$1588



Laminate			Wood				
Self Edge	Vinyl Edges	PVC Edges	Wood Edges Group A	Wood Edges Group B	Wood Edges Group A	Wood Edges Group B	Butcher Block
LLSE Self Edge	LVFL Flat	LPVC PVC	LWFL Flat	LWSQ Square	WWFL Flat	WWSQ Square	BBFL Flat
	LVBP Bumper		LWTP Tapered Ply	LWBN Bullnose	WWTP Tapered Ply	WWBN Bullnose	BBBN Bullnose
			LWFP Flat Ply	LWPR Prism	WWFP Flat Ply	WWPR Prism	

Ultrafoam Solid Surface			
Ultrafoam	Acrylic	Corian*	3form* Chroma*
ULFP PVC	AAOP Opaque	COFL Flat	3FFL Flat
ULFR Raw	AATL Translucent	COBN Bullnose	3FBN Bullnose
		COPR Prism	3FPR Prism



Complete Table List Pricing

	Top Size	Base Qty.	Base Style	Model #	\$								
Rectangle	24	30	1	X	SLX2430RE	729	729	782	999	1,208	1,089	1,298	1,316
	24	36	1	X	SLX2436RE	831	831	890	1,139	1,342	1,213	1,442	1,537
	24	42	1	X	SLX2442RE	868	868	919	1,185	1,410	1,264	1,516	1,754
	24	48	1	X	SLX2448RE	908	908	971	1,266	1,516	1,356	1,634	1,816
	24	60	2	T	SLT2460RE	989	989	1,057	1,373	1,657	1,472	1,792	2,109
	24	72	2	T	SLT2472RE	1,054	1,054	1,133	1,482	1,807	1,597	1,963	2,390
	24	84	2	T	SLT2484RE	1,298	1,298	1,371	1,574	2,123	1,701	2,319	2,596
	24	96	2	T	SLT2496RE	1,363	1,363	1,444	1,666	2,259	1,803	2,471	2,802
	30	36	1	X	SLX3036RE	882	882	932	1,199	1,421	1,280	1,529	1,729
	30	42	2	T	SLT3042RE	972	972	1,030	1,355	1,605	1,448	1,729	2,054
	30	48	1	X	SLX3048RE	1,069	1,069	1,132	1,462	1,733	1,564	1,867	2,177
	30	60	2	T	SLT3060RE	1,103	1,103	1,175	1,531	1,841	1,647	1,994	2,456
30	72	2	T	SLT3072RE	1,180	1,180	1,267	1,616	1,968	1,744	2,136	2,798	
30	84	2	T	SLT3084RE	1,441	1,441	1,515	1,723	2,271	1,862	2,477	3,004	
30	96	2	T	SLT3096RE	1,520	1,520	1,601	1,829	2,465	1,982	2,696	3,210	
36	42	2	T	SLT3642RE	1,113	1,113	1,179	1,506	1,781	1,610	1,915	2,382	
36	48	2	T	SLT3648RE	1,159	1,159	1,228	1,566	1,860	1,675	2,003	2,456	
36	60	2	T	SLT3660RE	1,266	1,266	1,347	1,684	2,017	1,809	2,183	2,845	
36	72	2	T	SLT3672RE	1,358	1,358	1,445	1,828	2,204	1,969	2,394	3,240	
36	84	2	T	SLT3684RE	1,633	1,633	1,712	1,945	2,468	2,102	2,690	3,633	
36	96	2	TT	SLTT3696RE	1,878	1,878	1,971	2,215	2,816	2,387	3,062	4,173	

Continued on next page

\*T-bases can be specified on 30" x 42" and 30" x 48" rectangle tables, please refer to Base Only Pricing and Top Only Pricing. X-bases are recommended for dining applications.

How to Order

Table Model Number						Options			
SLTT Base Series	4896 Top Size	RE Top Shape	WWSQ Top Material Edge Profile	WMW Top Finish	N/A Edge Finish	MBM Base Finish	GMBM Matte Black Grommet	E Location "E"	
A SLTT4896REWWSQWMWMBM is a Slimline series 48" x 96" rectangle table with two black powder coat TT-bases and a wood veneer 1.25" thick top with a 1.25" square wood edge profile.						Edge finish applies when edge material is different from top material.		The code: GMBM specifies a matte black 2" diameter metal grommet.	The code: E specifies the location of the grommet.

\$			
755	1,622	1,321	2,565
864	2,011	1,518	3,003
905	2,152	1,643	3,379
949	2,360	1,770	3,754
1,042	-	2,058	4,566
1,119	-	2,326	5,313
1,334	-	-	-
1,410	-	-	-
919	2,258	1,701	3,571
1,016	2,581	1,906	4,114
1,120	2,917	2,133	4,651
1,168	3,455	2,398	5,534
1,256	4,290	2,720	6,514
1,487	-	-	-
1,579	-	-	-
1,166	-	2,421	4,872
1,221	3,402	2,789	5,441
1,339	4,378	2,814	6,611
1,446	5,032	3,182	7,719
1,693	6,398	-	-
1,954	6,927	-	-

Options

Base Finishes		
Standard Powder Coat	use finish code	n/c
Polished or Satin Chrome (per X base)	use finish code	\$120
Polished or Satin Chrome (T base, per column)	use finish code	\$60
Premium Plated (per base)	use finish code	Ⓢ
Custom Powder Coat (set-up charge)	CPC	\$381

Base Options		
Counter Height	CH	Ⓢ
Bar Height	BH	Ⓢ
Alternate Height Base (per column)	AH	\$69
Super Level Glides (per base)	GSL	\$36
Locking Casters 2" Twin Wheel (qty. 4)	TWC2	\$59
Tilt-top - (standard cable release)	TMX/TMT	\$284 X-base/ \$439 T-base
Folding	FM	\$284 T-base

Top Materials and Finishes		
Any non-standard WCI Laminates (set-up charge)	use manufacturers finish code	\$150
Premium Laminates	PL	Ⓢ
Custom Wood Veneer	CWV	Ⓢ
Special Pattern Veneer	SPV	Ⓢ
Stain to Match (set-up charge)	STM	\$433

Top Options		
Custom Size	CS	Ⓢ
Custom Shape	CSH	Ⓢ
Custom Edge Thickness	CET	Ⓢ
Custom Radius Corner	CRC	Ⓢ
3" Radius Corner (per corner)	CRL3	\$36
(laminate self edge, ultrafoam, Corian*, 3form* Chroma*)		
3" Wood Radius Corner (per corner)	CRW3	\$86
(not available in LWFL and WWFL)		
Ganging Clips (1 set includes 2 male and 2 female clips)	GC	\$155

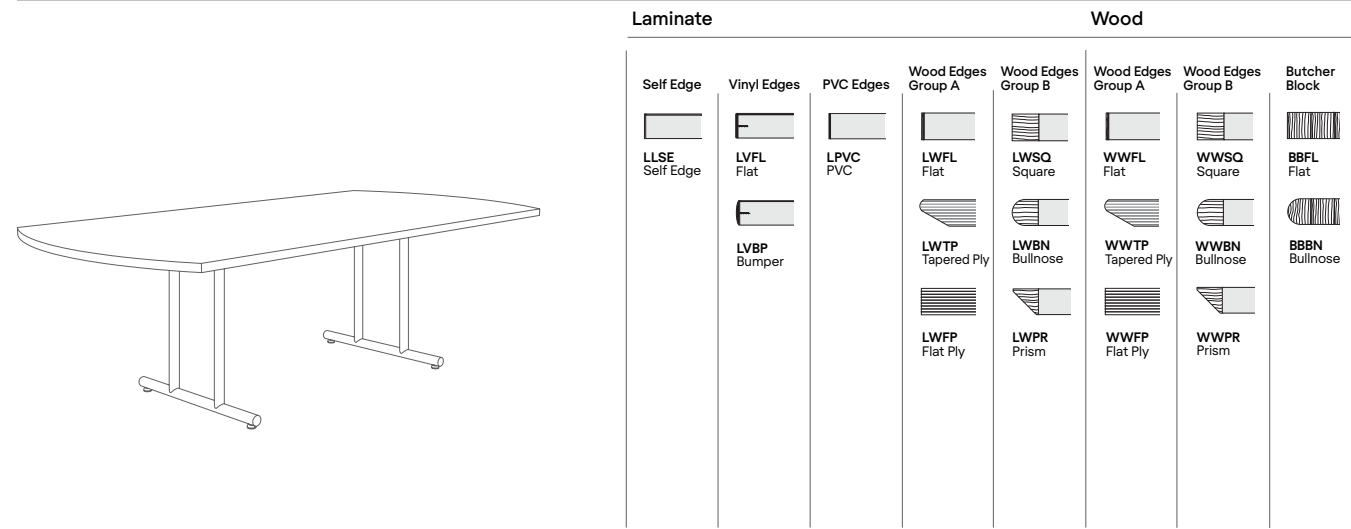
Grommets		
2" Round Metal Grommet - Matte Black	GMBM	\$145
2" Round Metal Grommet - Satin Chrome	GMSC	\$145
2" Round Metal Grommet - Polished Chrome	GMPC	\$145
2" Round Plastic Grommet - Matte Black	GPMBM	\$46
Grommet location	use location code	n/c

Modesty Panels		
Fixed Modesty Panel Laminate (48,60,72)	MODLFX	\$260
Fixed Modesty Panel Veneer (48,60,72)	MODVFX	\$405
Folding Modesty Panel Laminate (48,60,72)	MODLFL	\$347
Folding Modesty Veneer (48,60,72)	MODVFL	\$491

Wire Management		
J-Trough (horizontal mount) - Matte Black	WMJ	\$122
Legway Wire Manager (vertical mount) - Matte Black	WML	\$59

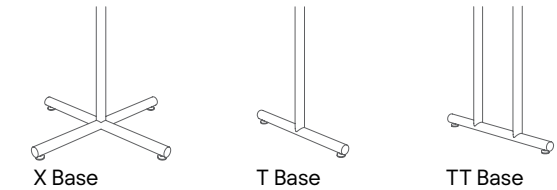
Data and Power		
Recessed Power and Data Module Two	DPBS2	\$416
Recessed Power and Data Module Four	DPBS4	\$722
Retractable Power and Data Module Two	DPAS2	\$636
Retractable Power and Data Module Three	DPAS3	\$722
Under Top Mounted Power and Data Module Two	DPUS2	\$376

Other		
Table Truck for Folding Tables	TTRK	\$1588



Laminate			Wood				
Self Edge	Vinyl Edges	PVC Edges	Wood Edges Group A	Wood Edges Group B	Wood Edges Group A	Wood Edges Group B	Butcher Block
LLSE Self Edge	LVFL Flat	LPVC PVC	LWFL Flat	LWSQ Square	WWFL Flat	WWSQ Square	BBFL Flat
	LVBP Bumper		LWTP Tapered Ply	LWBN Bullnose	WWTP Tapered Ply	WWBN Bullnose	BBBN Bullnose
			LWFP Flat Ply	LWPR Prism	WWFP Flat Ply	WWPR Prism	

Ultrafoam Solid Surface			
Ultrafoam	Acrylic	Corian*	3form* Chroma*
ULFP PVC	AAOP Opaque	COFL Flat	3FFL Flat
ULFR Raw	AATL Translucent	COBN Bullnose	3FBN Bullnose
		COPR Prism	3FPR Prism



Complete Table List Pricing

	Top Size	Base Qty.	Base Style	Model #	\$								
Rectangle	42	72	2	TT	SLTT4272RE	1,605	1,605	1,678	2,053	2,497	2,132	2,601	-
	42	84	2	TT	SLTT4284RE	1,892	1,892	1,971	2,180	2,752	2,446	3,103	-
	42	96	2	TT	SLTT4296RE	1,998	1,998	2,084	2,317	3,006	2,605	3,152	-
	48	96	2	TT	SLTT4896RE	2,210	2,210	2,295	2,613	3,348	3,031	3,579	-
	48	120	2	TT	SLTT48120RE	2,449	2,449	2,558	2,885	3,603	3,374	3,922	-

\$			
1,702	-	-	-
1,963	-	-	-
2,088	-	-	-
2,312	-	-	-
-	-	-	-

Options

Base Finishes		
Standard Powder Coat	use finish code	n/c
Polished or Satin Chrome (per X base)	use finish code	\$120
Polished or Satin Chrome (T base, per column)	use finish code	\$60
Premium Plated (per base)	use finish code	Ⓛ
Custom Powder Coat (set-up charge)	CPC	\$381

Base Options		
Counter Height	CH	Ⓛ
Bar Height	BH	Ⓛ
Alternate Height Base (per column)	AH	\$69
Super Level Glides (per base)	GSL	\$36
Locking Casters 2" Twin Wheel (qty. 4)	TWC2	\$59
Tilt-top - (standard cable release)	TMX/TMT	\$284 X-base/ \$439 T-base
Folding	FM	\$284 T-base

Top Materials and Finishes		
Any non-standard WCI Laminates (set-up charge)	use manufacturers finish code	\$150
Premium Laminates	PL	Ⓛ
Custom Wood Veneer	CWV	Ⓛ
Special Pattern Veneer	SPV	Ⓛ
Stain to Match (set-up charge)	STM	\$433

Top Options		
Custom Size	CS	Ⓛ
Custom Shape	CSH	Ⓛ
Custom Edge Thickness	CET	Ⓛ
Custom Radius Corner	CRC	Ⓛ
3" Radius Corner (per corner)	CRL3	\$36
(laminate self edge, ultrafoam, Corian*, 3form* Chroma*)		
3" Wood Radius Corner (per corner)	CRW3	\$86
(not available in LWFL and WWFL)		
Ganging Clips (1 set includes 2 male and 2 female clips)	GC	\$155

Grommets		
2" Round Metal Grommet - Matte Black	GMBM	\$145
2" Round Metal Grommet - Satin Chrome	GMSC	\$145
2" Round Metal Grommet - Polished Chrome	GMPC	\$145
2" Round Plastic Grommet - Matte Black	GPMBM	\$46
Grommet location	use location code	n/c

Modesty Panels		
Fixed Modesty Panel Laminate (48,60,72)	MODLFX	\$260
Fixed Modesty Panel Veneer (48,60,72)	MODVFX	\$405
Folding Modesty Panel Laminate (48,60,72)	MODLFL	\$347
Folding Modesty Veneer (48,60,72)	MODVFL	\$491

Wire Management		
J-Trough (horizontal mount) - Matte Black	WMJ	\$122
Legway Wire Manager (vertical mount) - Matte Black	WML	\$59

Data and Power		
Recessed Power and Data Module Two	DPBS2	\$416
Recessed Power and Data Module Four	DPBS4	\$722
Retractable Power and Data Module Two	DPAS2	\$636
Retractable Power and Data Module Three	DPAS3	\$722
Under Top Mounted Power and Data Module Two	DPUS2	\$376

Other		
Table Truck for Folding Tables	TTRK	\$1588

How to Order

Table Model Number							Options	
SLTT	4272	AR	WWSQ	WMW	N/A	MBM	GMBM	C
Base Series	Top Size	Top Shape	Top Material Edge Profile	Top Finish	Edge Finish	Base Finish	Matte Black Grommet	Location "C"
A SLTT4272ARWWSQWMWMBM is a Slimline series 42" x 72" arc rectangle table with two black powder coat TT-bases and a wood veneer 1.25" thick top with a 1.25" square wood edge profile.					Edge finish applies when edge material is different from top material.		The code: GMBM specifies a matte black 2" diameter metal grommet.	The code: C specifies the location of the grommet.