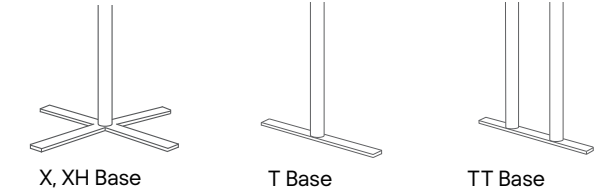




Laminate			Wood				
Self Edge	Vinyl Edges	PVC Edges	Wood Edges Group A	Wood Edges Group B	Wood Edges Group A	Wood Edges Group B	Butcher Block
LLSE Self Edge	LVFL Flat	LPVC PVC	LWFL Flat	LWSQ Square	WWFL Flat	WWSQ Square	BBFL Flat
	LVBP Bumper		LWTP Tapered Ply	LWBN Bullnose	WWTP Tapered Ply	WWBN Bullnose	BBBN Bullnose
			LWFP Flat Ply	LWPR Prism	WWFP Flat Ply	WWPR Prism	

Ultrafoam Solid Surface			
Ultrafoam	Acrylic	Corian®	3form® Chroma®
ULFP PVC	AAOP Opaque	COFL Flat	3FFL Flat
ULFR Raw	AATL Translucent	COBN Bullnose	3FBN Bullnose
		COPR Prism	3FPR Prism



Complete Table List Pricing

	Top Size	Base Qty.	Base Style	Model #	\$								
Round	24	1	X	PUX24RD	804	804	860	1,038	1,228	1,049	1,309	1,214	
	30	1	X	PUX30RD	957	957	1,026	1,250	1,453	1,250	1,551	1,576	
	36	1	X	PUX36RD	1,130	1,130	1,211	1,475	1,710	1,504	1,828	2,004	
	42	1	X	PUX42RD	1,243	1,243	1,334	1,605	1,895	1,710	2,036	2,594	
	48	1	X	PUX48RD	1,443	1,443	1,545	1,845	2,178	1,970	2,345	2,987	
	54	1	XH	PUXH54RD	1,648	1,648	1,766	2,168	2,855	2,323	3,095	-	
	60	1	XH	PUXH60RD	1,846	1,846	1,973	2,302	2,947	2,706	3,201	-	
Oval	36	72	2	T	PUT3672OV	1,557	1,557	1,614	1,848	2,098	2,042	2,285	-
	42	54	2	T	PUT4254OV	1,531	1,531	1,562	1,792	2,159	1,961	2,227	-
	42	78	2	T	PUT4278OV	1,859	1,859	1,906	2,123	2,370	2,283	2,560	-
	42	84	2	T	PUT4284OV	1,922	1,922	1,983	2,179	2,461	2,343	2,662	-
	48	78	2	TT	PUTT4878OV	2,103	2,103	2,168	2,357	2,637	2,529	2,843	-
	48	96	2	TT	PUTT4896OV	2,301	2,301	2,364	2,524	2,829	2,931	3,287	-
Racetrack	30	60	2	T	PUT3060RA	1,287	1,287	1,352	1,703	2,016	1,817	2,205	-
	30	72	2	T	PUT3072RA	1,364	1,364	1,445	1,786	2,173	1,913	2,321	-
	30	84	2	T	PUT3084RA	1,623	1,623	1,695	1,896	2,441	2,037	2,662	-
	30	96	2	T	PUT3096RA	1,701	1,701	1,781	2,001	2,682	2,147	2,891	-
	36	60	2	T	PUT3660RA	1,443	1,443	1,520	1,848	2,192	1,973	2,373	-
	36	72	2	T	PUT3672RA	1,534	1,534	1,622	1,996	2,382	2,139	2,574	-
	36	84	2	T	PUT3684RA	1,800	1,800	1,889	2,109	2,636	2,271	2,888	-
	36	96	2	TT	PUTT3696RA	2,032	2,032	2,136	2,371	3,033	2,545	3,232	-

Continued on next page

\*T-bases can be specified on 30" x 42" and 30" x 48" rectangle tables, please refer to Base Only Pricing and Top Only Pricing

X-bases are recommended for dining applications.

How to Order

Table Model Number							Options
PUX	36	RD	WWSQ	WMW	N/A	MBM	AH
Base Series	Top Size	Top Shape	Top Material Edge Profile	Top Finish	Edge Finish	Base Finish	Alternate Height Base

A PUX36RDWWSQWMWMBM is a Plus series 36" round table with a black powder coat X-base and a wood veneer 1.25" thick top with a 1.25" square wood edge profile.

Edge finish applies when edge material is different from top material.

The code: AH specifies alternate height base.

\$			
826	1,489	1,394	2,056
994	2,090	1,785	3,264
1,179	2,691	2,258	4,369
1,303	3,421	2,698	5,646
1,517	4,467	3,281	7,196
1,743	5,786	3,905	-
1,907	7,151	4,524	-

Options

Base Finishes		
Standard Powder Coat	use finish code	n/c
Polished or Satin Chrome (per base)	use finish code	\$224
Premium Plated (per base)	use finish code	1
Custom Powder Coat (set-up charge)	CPC	\$381

Base Options		
Counter Height	CH	1
Bar Height	BH	1
Alternate Height Base (per column)	AH	\$69
Super Level Glides (per base)	GSL	\$36
Powder Coated Puck Style Glides (per base)	GPUPC	\$145
Polished or Satin Chrome Puck Style Glides (per base)	GPUPL	\$174
Locking Casters 2" Twin Wheel (qty. 4)	TWC2	\$59
Tilt-top - (standard cable release)	TMX/TMT	\$284 X-base/ \$439 T-base
Folding	FM	\$284 T-base

Top Materials and Finishes		
Any non-standard WCI Laminates (set-up charge)	use manufacturers finish code	\$150
Premium Laminates	PL	1
Custom Wood Veneer	CWV	1
Special Pattern Veneer	SPV	1
Stain to Match (set-up charge)	STM	\$433

Top Options		
Custom Size	CS	1
Custom Shape	CSH	1
Custom Edge Thickness	CET	1
Custom Radius Corner	CRC	1
3" Radius Corner (per corner)	CRL3	\$36
(laminate self edge, ultrafoam, Corian®, 3form® Chroma®)		
3" Wood Radius Corner (per corner)	CRW3	\$86
(not available in LWFL and WWFL)		
Ganging Clips (1 set includes 2 male and 2 female clips)	GC	\$155

Grommets		
2" Round Metal Grommet - Matte Black	GMBM	\$145
2" Round Metal Grommet - Satin Chrome	GMSC	\$145
2" Round Metal Grommet - Polished Chrome	GMPC	\$145
2" Round Plastic Grommet - Matte Black	GPMBM	\$46
Grommet location	use location code	n/c

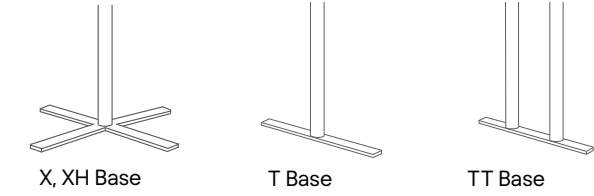
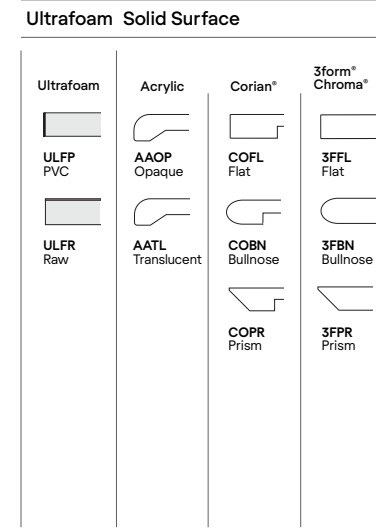
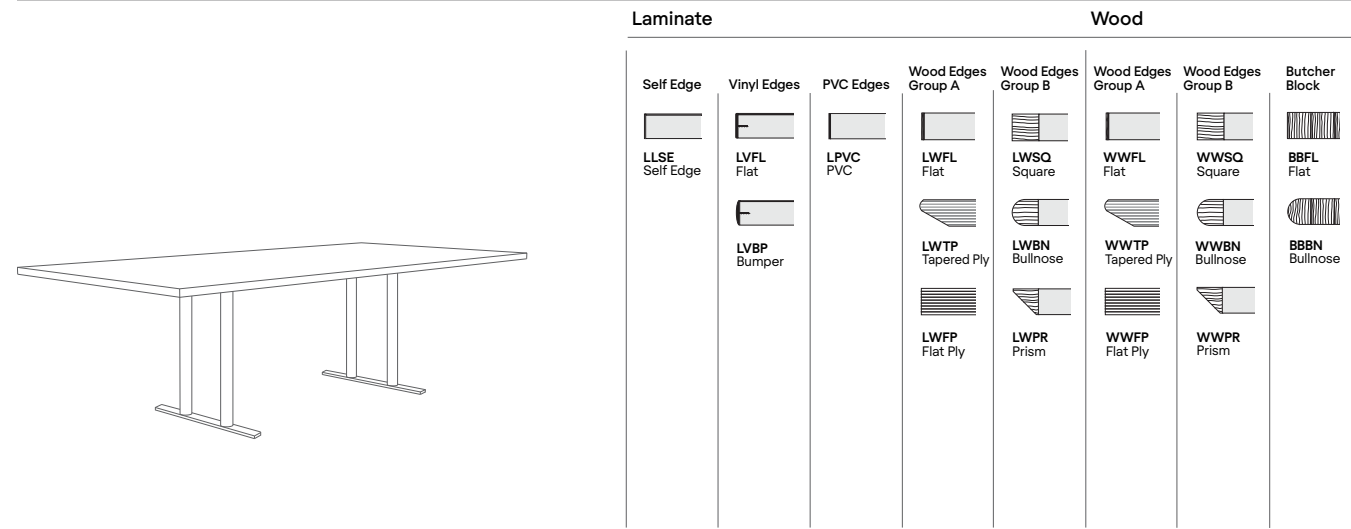
Modesty Panels		
Fixed Modesty Panel Laminate (48,60,72)	MODLFX	\$260
Fixed Modesty Panel Veneer (48,60,72)	MODVFX	\$405
Folding Modesty Panel Laminate (48,60,72)	MODLFL	\$347
Folding Modesty Veneer (48,60,72)	MODVFL	\$491

Wire Management		
J-Trough (horizontal mount) - Matte Black	WMJ	\$122
Legway Wire Manager (vertical mount) - Matte Black	WML	\$59

Data and Power		
Recessed Power and Data Module Two	DPBS2	\$416
Recessed Power and Data Module Four	DPBS4	\$722
Retractable Power and Data Module Two	DPAS2	\$636
Retractable Power and Data Module Three	DPAS3	\$722
Under Top Mounted Power and Data Module Two	DPUS2	\$376

Other		
Table Truck for Folding Tables	TTRK	\$1588





Complete Table List Pricing

	Top Size	Base Qty.	Base Style	Model #	\$								
Rectangle	24	30	1	X	PUX2430RE	922	922	975	1,192	1,401	1,282	1,491	1,509
	24	36	1	X	PUX2436RE	1,037	1,037	1,096	1,345	1,548	1,419	1,648	1,743
	24	42	1	X	PUX2442RE	1,074	1,074	1,125	1,391	1,616	1,470	1,722	1,960
	24	48	1	X	PUX2448RE	1,114	1,114	1,177	1,472	1,722	1,562	1,840	2,022
	24	60	2	T	PUT2460RE	1,119	1,119	1,187	1,503	1,787	1,602	1,922	2,239
	24	72	2	T	PUT2472RE	1,184	1,184	1,263	1,612	1,937	1,727	2,093	2,520
	24	84	2	T	PUT2484RE	1,428	1,428	1,501	1,704	2,253	1,831	2,449	2,726
	24	96	2	T	PUT2496RE	1,493	1,493	1,574	1,796	2,389	1,933	2,601	2,932
	30	36	1	X	PUX3036RE	1,088	1,088	1,138	1,405	1,627	1,486	1,735	1,935
	30	42	2	T	PUT3042RE	1,142	1,142	1,200	1,525	1,775	1,618	1,899	2,224
	30	48	1	X	PUX3048RE	1,253	1,253	1,316	1,646	1,917	1,748	2,051	2,361
	30	60	2	T	PUT3060RE	1,273	1,273	1,345	1,701	2,011	1,817	2,164	2,626
30	72	2	T	PUT3072RE	1,350	1,350	1,437	1,786	2,138	1,914	2,306	2,968	
30	84	2	T	PUT3084RE	1,611	1,611	1,685	1,893	2,441	2,032	2,647	3,174	
30	96	2	T	PUT3096RE	1,690	1,690	1,771	1,999	2,635	2,152	2,866	3,380	
36	42	2	T	PUT3642RE	1,277	1,277	1,343	1,670	1,945	1,774	2,079	2,546	
36	48	2	T	PUT3648RE	1,323	1,323	1,392	1,730	2,024	1,839	2,167	2,620	
36	60	2	T	PUT3660RE	1,430	1,430	1,511	1,848	2,181	1,973	2,347	3,009	
36	72	2	T	PUT3672RE	1,522	1,522	1,609	1,992	2,368	2,133	2,558	3,404	
36	84	2	T	PUT3684RE	1,797	1,797	1,876	2,109	2,632	2,266	2,854	3,797	
36	96	2	TT	PUTT3696RE	2,032	2,032	2,125	2,369	2,970	2,541	3,216	4,327	
42	72	2	TT	PUTT4272RE	1,759	1,759	1,832	2,207	2,651	2,286	2,755	-	
42	84	2	TT	PUTT4284RE	2,046	2,046	2,125	2,334	2,906	2,600	3,257	-	
42	96	2	TT	PUTT4296RE	2,152	2,152	2,238	2,471	3,160	2,759	3,306	-	
48	96	2	TT	PUTT4896RE	2,354	2,354	2,439	2,757	3,492	3,175	3,723	-	
48	120	2	TT	PUTT48120RE	2,593	2,593	2,702	3,029	3,747	3,518	4,066	-	

\$			
948	1,815	1,514	2,758
1,070	2,217	1,724	3,209
1,111	2,358	1,849	3,585
1,155	2,566	1,976	3,960
1,172	-	2,188	4,696
1,249	-	2,456	5,443
1,464	-	-	-
1,540	-	-	-
1,125	2,464	1,907	3,777
1,186	2,751	2,076	4,284
1,304	3,101	2,317	4,835
1,338	3,625	2,568	5,704
1,426	4,460	2,890	6,684
1,657	-	-	-
1,749	-	-	-
1,330	-	2,585	5,036
1,385	3,566	2,953	5,605
1,503	4,542	2,978	6,775
1,610	5,196	3,346	7,883
1,857	6,562	-	-
2,108	7,081	-	-
1,856	-	-	-
2,117	-	-	-
2,242	-	-	-
2,456	-	-	-
-	-	-	-

Options

Base Finishes		
Standard Powder Coat	use finish code	n/c
Polished or Satin Chrome (per base)	use finish code	\$224
Premium Plated (per base)	use finish code	Ⓢ
Custom Powder Coat (set-up charge)	CPC	\$381

Base Options		
Counter Height	CH	Ⓢ
Bar Height	BH	Ⓢ
Alternate Height Base (per column)	AH	\$69
Super Level Glides (per base)	GSL	\$36
Powder Coated Puck Style Glides (per base)	GPUPC	\$145
Polished or Satin Chrome Puck Style Glides (per base)	GPUPL	\$174
Locking Casters 2" Twin Wheel (qty. 4)	TWC2	\$59
Tilt-top - (standard cable release)	TMX/TMT	\$284 X-base/ \$439 T-base
Folding	FM	\$284 T-base

Top Materials and Finishes		
Any non-standard WCI Laminates (set-up charge)	use manufacturers finish code	\$150
Premium Laminates	PL	Ⓢ
Custom Wood Veneer	CWV	Ⓢ
Special Pattern Veneer	SPV	Ⓢ
Stain to Match (set-up charge)	STM	\$433

Top Options		
Custom Size	CS	Ⓢ
Custom Shape	CSH	Ⓢ
Custom Edge Thickness	CET	Ⓢ
Custom Radius Corner	CRC	Ⓢ
3" Radius Corner (per corner)	CRL3	\$36
(laminates self edge, ultrafoam, Corian*, 3form* Chroma*)		
3" Wood Radius Corner (per corner)	CRW3	\$86
(not available in LWFL and WWFL)		
Ganging Clips (1 set includes 2 male and 2 female clips)	GC	\$155

Grommets		
2" Round Metal Grommet - Matte Black	GMBM	\$145
2" Round Metal Grommet - Satin Chrome	GMSC	\$145
2" Round Metal Grommet - Polished Chrome	GMPC	\$145
2" Round Plastic Grommet - Matte Black	GPMBM	\$46
Grommet location	use location code	n/c

Modesty Panels		
Fixed Modesty Panel Laminate (48,60,72)	MODLFX	\$260
Fixed Modesty Panel Veneer (48,60,72)	MODVFX	\$405
Folding Modesty Panel Laminate (48,60,72)	MODLFL	\$346
Folding Modesty Veneer (48,60,72)	MODVFL	\$491

Wire Management		
J-Trough (horizontal mount) - Matte Black	WMJ	\$122
Legway Wire Manager (vertical mount) - Matte Black	WML	\$59

Data and Power		
Recessed Power and Data Module Two	DPBS2	\$416
Recessed Power and Data Module Four	DPBS4	\$722
Retractable Power and Data Module Two	DPAS2	\$636
Retractable Power and Data Module Three	DPAS3	\$722
Under Top Mounted Power and Data Module Two	DPUS2	\$376

Other		
Table Truck for Folding Tables	TTRK	\$158

How to Order

Table Model Number						Options		
PUT	3672	RE	WWSQ	WMW	N/A	MBM	GMBM	E
Base Series	Top Size	Top Shape	Top Material Edge Profile	Top Finish	Edge Finish	Base Finish	Matte Black Grommet	Location "E"
A PUT3672REWWSQWMWMBM is a Plus series 36" x 72" rectangle table with two black powder coated T-bases and a wood veneer 1.25" thick top with a 1.25" square wood edge profile.						Edge finish applies when edge material is different from top material.		The code: GMBM specifies a matte black 2" diameter metal grommet.
								The code: E specifies the location of the grommet.