



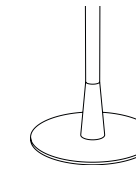


Complete Table List Pricing

	Top Size	Base Qty.	Model #	\$						
 Round	24	1	KO24RD	1,096	1,148	1,315	1,325	1,568	1,479	
	30	1	KO30RD	1,159	1,224	1,433	1,433	1,715	1,738	
	36	1	KO36RD	1,415	1,490	1,737	1,764	2,067	2,231	
	42	1	KO42RD	1,520	1,605	1,858	1,957	2,262	2,783	
	48	1	KO48RD	1,943	2,038	2,319	2,435	2,786	3,386	
 Oval	36	72	2	KO3672OV	2,450	2,504	2,722	2,904	3,131	-
 Square	24	24	1	KO2424SQ	1,096	1,155	1,315	1,325	1,568	1,552
	30	30	1	KO3030SQ	1,159	1,230	1,433	1,433	1,715	1,835
	36	36	1	KO3636SQ	1,415	1,486	1,726	1,764	2,067	2,355
 Rectangle	24	30	1	KO2430RE	1,127	1,176	1,379	1,463	1,658	1,676
	24	36	1	KO2436RE	1,328	1,383	1,615	1,685	1,898	1,987
	24	42	1	KO2442RE	1,363	1,410	1,659	1,732	1,968	2,191
	24	48	1	KO2448RE	1,399	1,458	1,734	1,819	2,078	2,249
	24	60	2	KO2460RE	2,191	2,254	2,549	2,642	2,941	3,237
	24	72	2	KO2472RE	2,252	2,325	2,651	2,759	3,101	3,500

Continued on next page

\$			
1,647	2,266	2,918	3,792
1,933	3,316	3,555	5,104
2,469	4,442	4,804	6,150
2,880	5,635	5,703	7,609
3,661	7,319	-	-
-	-	-	-
1,558	2,231	2,133	3,350
1,822	3,268	3,215	4,687
2,346	4,388	3,860	5,621
1,680	2,842	2,120	3,700
1,970	3,357	2,466	4,221
2,086	3,709	2,711	4,454
2,205	4,059	-	-
3,189	5,534	-	-
3,440	6,232	-	-



Options

Base Finishes		
Standard Powder Coat	use finish code	n/c
Polished or Satin Chrome (per base)	use finish code	\$224
Premium Plated (per base)	use finish code	Ⓛ
Stainless Steel (per base)	use finish code	Ⓛ
Custom Powder Coat (set-up charge)	CPC	\$381

Base Options		
Alternate Height Base (per column)	AH	\$69
Nylon Octagon Glides (per base)	GNO	\$36
Custom Top Plate Size	CTPS	Ⓛ
Base sizes may vary with quartz tops		

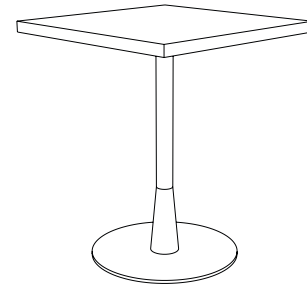
Top Materials and Finishes		
Any non-standard WCI Laminates (set-up charge)	use manufacturers finish code	\$150
Premium Laminates	PL	Ⓛ
Custom Wood Veneer	CWV	Ⓛ
Special Pattern Veneer	SPV	Ⓛ
Stain to Match (set-up charge)	STM	\$433

Top Options		
Custom Size	CS	Ⓛ
Custom Shape	CSH	Ⓛ
Custom Edge Thickness	CET	Ⓛ
Custom Radius Corner	CRC	Ⓛ
3" Radius Corner (per corner)	CRL3	\$36
(laminite self edge, Corian®, 3form® Chroma®, quartz)		
3" Wood Radius Corner (per corner)	CRW3	\$86
(not available in LWFL and WWFL)		

Grommets		
2" Round Metal Grommet - Matte Black	GMBM	\$145
2" Round Metal Grommet - Satin Chrome	GMSC	\$145
2" Round Metal Grommet - Polished Chrome	GMPC	\$145
2" Round Plastic Grommet - Matte Black	GPMBM	\$46
Grommet location	use location code	n/c

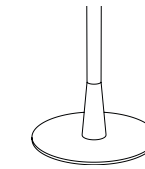
How to Order

Table Model Number							Options	
KO	36	RD	WWFC	WMW	N/A	MBM	WMW	AH
Base Series	Top Size	Top Shape	Top Material Edge Profile	Top Finish	Edge Finish	Base Finish	Wood Column Finish	Alternate Height Base
A KO36RDWWFCWMWMBMWMW is a Kone series 36" round table with a black powder coat round base and a wood veneer 1.25" thick top with a 1.25" facet wood edge profile.					Edge finish applies when edge material is different from top material.		The code: AH specifies alternate height base.	



Laminate		Wood				Butcher Block
Self Edge	PVC Edges	Wood Edges Group A	Wood Edges Group A	Wood Edges Group B		
LLSE Self Edge	LPVC PVC	LWFL Flat	WWFL Flat	WWSQ Square	BBFL Flat	
LFSE Facet Self Edge		LWTP Tapered Ply	WWTP Tapered Ply	WWBN Bullnose	BBBN Bullnose	
		LWFP Flat Ply	WWFP Flat Ply	WWPR Prism		
			WWFC Facet	WWFC Facet		

Solid Surface		Quartz	
Corian®	3form® Chroma®	Caesarstone® Q1	Okite® Q2
COFL Flat	3FFL Flat	Q1FL Flat	Q2FL Flat
COBN Bullnose	3FBN Bullnose	Q1BN Bullnose	Q2BN Bullnose
COPR Prism	3FPR Prism		
COFC Facet	3FFC Facet		



Complete Table List Pricing

	Top Size		Base Qty.	Model #	\$					
Rectangle	30	36	1	KO3036RE	1,376	1,422	1,671	1,747	1,980	2,166
	30	42	1	KO3042RE	1,412	1,467	1,771	1,857	2,121	2,424
	30	48	1	KO3048RE	1,765	1,824	2,133	2,228	2,511	2,801
	30	60	2	KO3060RE	2,262	2,329	2,662	2,770	3,094	3,526
	30	72	2	KO3072RE	2,334	2,415	2,741	2,861	3,227	3,845
	36	42	1	KO3642RE	1,462	1,524	1,829	1,927	2,212	2,648
	36	48	1	KO3648RE	1,819	1,884	2,199	2,302	2,608	3,032
	36	60	2	KO3660RE	2,673	2,750	3,064	3,181	3,531	4,149
	36	72	2	KO3672RE	2,760	2,841	3,199	3,331	3,728	4,519

\$			
2,141	3,889	2,911	4,804
2,286	4,349	3,073	4,921
2,759	5,113	-	-
3,472	6,402	-	-
3,773	7,319	-	-
2,685	4,976	3,842	6,005
3,343	5,821	-	-
4,121	7,669	-	-
4,464	8,704	-	-

Options

Base Finishes		
Standard Powder Coat	use finish code	n/c
Polished or Satin Chrome (per base)	use finish code	\$224
Premium Plated (per base)	use finish code	Ⓛ
Stainless Steel (per base)	use finish code	Ⓛ
Custom Powder Coat (set-up charge)	CPC	\$381

Base Options		
Alternate Height Base (per column)	AH	\$69
Nylon Octagon Glides (per base)	GNO	\$36
Custom Top Plate Size	CTPS	Ⓛ
Base sizes may vary with quartz tops		

Top Materials and Finishes		
Any non-standard WCI Laminates (set-up charge)	use manufacturers finish code	\$150
Premium Laminates	PL	Ⓛ
Custom Wood Veneer	CWV	Ⓛ
Special Pattern Veneer	SPV	Ⓛ
Stain to Match (set-up charge)	STM	\$433

Top Options		
Custom Size	CS	Ⓛ
Custom Shape	CSH	Ⓛ
Custom Edge Thickness	CET	Ⓛ
Custom Radius Corner	CRC	Ⓛ
3" Radius Corner (per corner)	CRL3	\$36
(laminite self edge, Corian®, 3form® Chroma®, quartz)		
3" Wood Radius Corner (per corner)	CRW3	\$86
(not available in LWFL and WWFL)		

Grommets		
2" Round Metal Grommet - Matte Black	GMBM	\$145
2" Round Metal Grommet - Satin Chrome	GMSC	\$145
2" Round Metal Grommet - Polished Chrome	GMPC	\$145
2" Round Plastic Grommet - Matte Black	GPMBM	\$46
Grommet location	use location code	n/c

How to Order

Table Model Number								Options
KO	36	RD	WWFC	WMW	N/A	MBM	WMW	AH
Base Series	Top Size	Top Shape	Top Material Edge Profile	Top Finish	Edge Finish	Base Finish	Wood Column Finish	Alternate Height Base
A KO36RDWWFCWMWMBMWMW is a Kone series 36" round table with a black powder coat round base and a wood veneer 1.25" thick top with a 1.25" facet wood edge profile.					Edge finish applies when edge material is different from top material.			The code: AH specifies alternate height base.